



socialmediaplus
a web 2.0 business summit

**Hotels,
Directions
and
Parking**

RECOMMENDED HOTELS




Hilton Garden Inn

1100 Arch Street
Philadelphia, PA 19107
215.923.0100
www.hiltongardeninn.com

PREFERRED HOTEL


The Hilton Garden Inn Philadelphia Center City hotel in Philadelphia, Pennsylvania is adjacent to the Pennsylvania Convention Center and is part of the Gallery Mall with over 100 shops and restaurants. Reading Terminal Market, the Liberty Bell, Independence Hall and the theatre district are all within walking distance of the Hilton Garden Inn Philadelphia hotel. Deluxe accommodations, friendly Pennsylvania style service and a relaxed atmosphere await our guests. **SocialMediaPlus Rate: \$149 - Must reserve by 11/14/11.**



Hampton Inn

1301 Race
Philadelphia, PA US
215.665.9100
www.hamptoninn1.hilton.com

Hampton Inn Philadelphia Center City-Convention Center is located off I-676 East (Broad Street Exit), adjacent to the Pennsylvania Convention Center in Center City. The hotel features 250 rooms, indoor pools, spa and fitness facility, concierge desk, and meeting space. The Hampton Inn Philadelphia Center City-Convention Center also offers valet laundry services, in-room movies, meeting/banquet facilities, audio visual equipment, valet parking, rollaway beds, and secretarial services for a nominal fee. Each guest room includes complimentary hot breakfast, free high speed Internet, free local calls, in-room coffeemaker, newspaper, and TV with cable. Self parking is 20 a day and valet parking with in-and-out privileges is 24 a day.



Marriott Philadelphia Downtown

1201 Market Street
Philadelphia, PA 19107
215.625.2900
www.marriott.com

The Philadelphia Marriott Downtown commands a towering presence in the heart of America's original capital. Surrounded by rich revolutionary history and culture, this Center City hotel exceeds the expectations of both business and leisure travelers. Business guests will enjoy the hotel's close proximity to the Pennsylvania Convention Center and vacationers can take in the sights of Independence Hall and the Liberty Bell located within 8 blocks. A collection of Philadelphia's finest restaurants are located on-site or within walking distance of the hotel in addition to the city's best shopping and entertainment venues. This hotel in downtown Philadelphia, PA is easy to reach by any mode of transportation. Ideal for commuters, the Philadelphia Marriott Downtown is just one mile from the 30th Street Train Station and nine miles from Philadelphia International Airport.



Loews Philadelphia Hotel

1200 Market Street
Philadelphia, PA 19107
215.627.1200
www.loewshotels.com

The Loews Philadelphia Hotel is a luxury property located in the historic PSFS building, approximately 10 miles from Philadelphia International Airport. Local attractions include the Pennsylvania Convention Center, Liberty Bell, Kimmel Center for the Performing Arts, Philadelphia Museum of Art, and Philadelphia Zoo. The hotel amenities include business center, concierge, fax and photocopy service, 24-hour room service, wake-up calls, safe deposit box, 24-hour front desk, ATM, laundry and valet service, dry cleaning, babysitting, picnic area, gift shop, and pool table. The front desk is equipped with umbrellas, computer supplies, bowties, children's amenities, games, VCRs, video library, books, DVD players, and CD players. This property is pet-friendly and offers food bowls, placemats, and a pet room service menu. The complimentary onsite Breathe Spa and Fitness features a full service luxury spa, fitness center, steam rooms, saunas, personal trainers, and indoor lap pool. The guest rooms feature fax machines, printers, three telephones, T1 Internet lines, dataports, writing desks, safes, coffeemakers, irons, ironing boards, and chaise lounges.



Four Points by Sheraton Philadelphia City Centre

1201 Race Street
Philadelphia, PA 19107
215.496.2700
www.starwoodhotels.com

The Four Points by Sheraton Philadelphia City Centre is conveniently located in the heart of downtown just step from the city of brotherly love. Across the street is the Philadelphia convention center and a short walk or ride to the central business district or the independence national historical park at independence hall. Another major site includes the renowned Philadelphia museum of art of rocky fame. The hotel features a restaurant, bar and lounge, ballroom, conference room, data port, elevators, wheelchair accessible elevators, 24 hours business center, fitness center, health club, complimentary high-speed Internet access, and parking. The guestroom amenities include air-conditioning, alarm clock, balcony, bathtub with shower, cable TV with remote control, hairdryer, cordless telephone, iron and ironing board, safe, temperature control, and high-speed Internet access.

DIRECTIONS

From From Rte 76 (Schuylkill)

Take Rte 76 to Exit 344/I-676 East. Take I- 676 East and exit at Broad Street/Rte. 611 (2nd exit). You will be on Vine Street. Follow signs for Vine Street/PA Convention Center to 12th Street (4 traffic lights). Make a right on to 12th Street. The entrances to the Convention Center are located two blocks ahead at the NE and NW corners of 12th and Arch Streets.

From From Interstate 95 North

Take I-95 North to Exit 22 Central Philadelphia / I- 676. Stay in the left lane of this exit. Follow signs for I-676 West to the 1st exit (Broad Street). This exit brings you up to 15th Street. Get into left lane and follow the sign for 611/Broad Street and make a left turn on to Vine Street. Follow signs for Vine Street/PA Convention Center. Make a right on to 12th Street. The entrances to the Convention Center are located two blocks ahead at the NE and NW corners of 12th and Arch Streets.

From Interstate 95 South

Take I-95 South to Exit 22 Central Philadelphia/I- 676. Stay in the left lane of this exit. Follow signs for 676 West to the 1st exit (Broad Street). This exit brings you up to 15th Street. Get into the left lane, follow the sign for 611/Broad Street and make a left turn on to Vine Street. Follow signs for Vine Street/PA Convention Center. Make a right on to 12th Street. The entrances to the Convention Center is located two blocks ahead at the NE and NW corners of 12th and Arch Streets.

From the Pennsylvania Turnpike

Follow Pennsylvania Turnpike to Exit 20/I-476. Take I-476 South to Exit 57/I-76 Philadelphia. Stay on I-76 East for approximately 12 miles to Exit 344/I-676 East. Take I- 676 East and exit at Broad Street/Rte. 611 (2nd exit). You will be on Vine Street. Follow signs for Vine Street/PA Convention Center to 12th Street (4 traffic lights). Make a right on to 12th Street. The entrances to the Convention Center are located two blocks ahead at the NE and NW corners of 12th and Arch Streets.

From the New Jersey Turnpike

Take NJ Turnpike to exit 4 (Philadelphia / Camden Exit). Take Rte. 73 North and follow it to Rte. 38 West. Take 38 West to the Benjamin Franklin Bridge, crossing into Philadelphia. Follow local traffic and the signs for Vine Street/PA Convention Center. Go approximately 6 blocks and make a left turn onto 12th Street. The entrances to the Convention Center are located two blocks ahead at the NE and NW corners of 12th and Arch Streets.

Arriving via Philadelphia International Airport

Take I-95 North to Exit 22 Central Philadelphia / I- 676. Stay in the left lane of this exit. Follow signs for I-676 West to the 1st exit (Broad Street). This exit brings you up to 15th Street. Get into left lane and follow the sign for 611/Broad Street and make a left turn on to Vine Street. Follow signs for Vine Street/PA Convention Center. Make a right on to 12th Street. The entrances to the Convention Center are located two blocks ahead at the NE and NW corners of 12th and Arch Streets.

PLEASE NOTE YOUR LOCATION - TAKE PARKING STUB WITH YOU

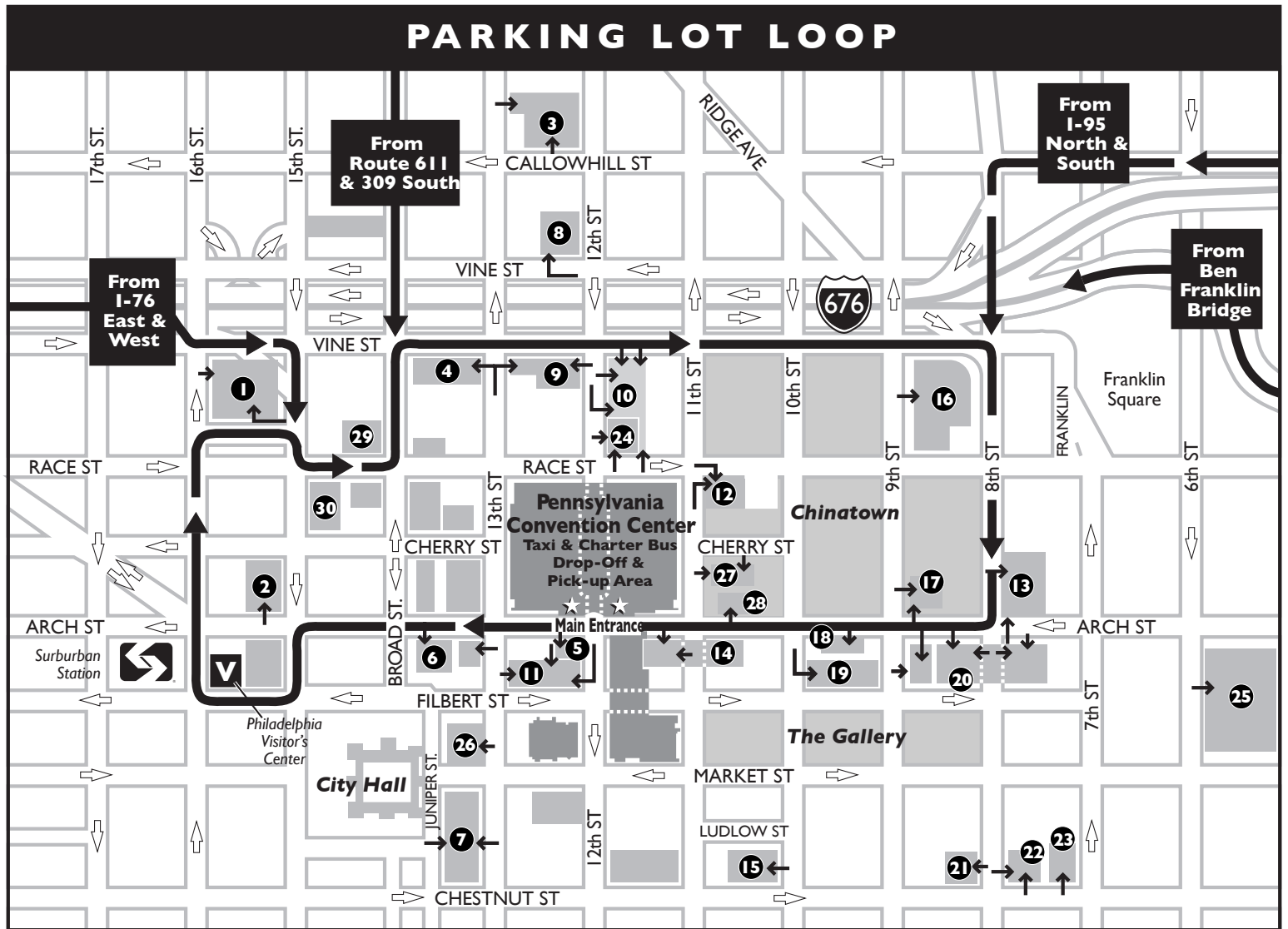
PARKING FACILITIES SERVING CONVENTION CENTER VISITORS

PENNSYLVANIA CONVENTION CENTER



1101 Arch Street
Philadelphia, PA 19107
(215) 418-4700

Compliments of
PCCA
PARKING FACILITIES
COMMITTEE



PREVENT THEFT! DON'T LEAVE VALUABLES WHERE THEY CAN BE SEEN INSIDE YOUR CAR Printed by Penton-Kelley Co., Inc. (215) 567-1025

LOT #	OPERATOR NAME	LOCATION	CONTACT	PHONE	LOT	CAPACITY	CLEARANCE
1	Realen Gateway	15th & Vine Street	Tom Dunn	215-563-1550	G	1050	7'
2	Phila. Parking Authority	15th & Arch Street	Rocco Morrotto	215-683-9684	L	115	NA
3	DLC Parking Services	12th & Callowhill	Patrick Femia	215-829-8200	L	214	NA
4	EZ Park	Broad & Vine Street	Harvey Spear	215-733-0700	L	150	NA
5	Parkway	12th & Arch Street	Zerihum Belay	215-640-3810	L	70	NA
6	Central Parking System	1324 Arch Street	Chris Sherman	215-563-3650	L	110	NA
7	Five Star	1300 Market Street	Jeffrey Eckman	215-546-7524	G	650	5'10"
8	EZ Park	1201 Vine/NW Crn.	Harvey Spear	215-733-0700	L	50	NA
9	EZ Park	12th & Vine/SW Crn.	Harvey Spear	215-733-0700	L	250	NA
10	Parkway	12th & Vine/SE Crn.	Zerihum Belay	215-640-3810	L	200	NA
11	Parkway	12th & Filbert Street	Zerihum Belay	215-575-4005	G	860	NA
12	Central	11th & Race Street	Chris Sherman	215-563-3650	G	260 Valet	7'
13	Parkway	8th & Arch Street	Zerihum Belay	215-640-3810	L	126	NA
14	Gallery II Garage	11th & Arch Street	Sam Switzenbaum	215-722-1100	G	750	6' 2"
15	Phila. Parking Authority	10th & Ludlow Street	Rocco Morrotto	215-683-9684	G	450	7'
16	EZ Park	8th-9th/Race to Vine	Harvey Spear	215-733-0700	L	300	NA
17	Parkway	815 Arch Street	Zerihum Belay	215-640-3810	L	120	NA
18	EZ Park	912-20 Arch Street	Harvey Spear	215-733-0700	L	80 Valet	NA
19	Phila. Parking Authority	10th & Filbert Street	Rocco Morrotto	215-683-9684	G	850	6' 2"
20	Central Parking System	8th & Filbert Street	Chris Sherman	215-563-3650	G	1222	6' 7"
21	Phila. Parking Authority	801 Chestnut Street	Rocco Morrotto	215-683-9684	L	75	NA
22	Five Star Jeweler's Row	8th & Chestnut Street	Jeffrey Eckman	215-546-7524	G	400	7'
23	Five Star Jeweler's Row	711 Chestnut Street	Jeffrey Eckman	215-546-7524	L	100	NA
24	Rosin's Parking	12th & Race Street	Mark Rosin	215-563-5421	L	80	NA
25	Phila. Parking Authority	5th & Market Street	Rocco Morrotto	215-683-9684	G	656	6' 6"
26	Five Star	13th & Market Street	Jeffrey Eckman	215-546-7524	L	162	NA
27	Parkway	11th & Cherry	Zerihum Belay	215-640-3810	L	65	N/A
28	Parkway	10th & Arch	Zerihum Belay	215-640-3810	L	40	N/A
29	Parkway	Broad & Race	Zerihum Belay	215-640-3810	G	418	7'
30	Parkway	15th & Race	Zerihum Belay	215-640-3810	G	218	7'

PLEASE CALL THE ABOVE FOR TIMES AND RATES